



Soledad Community

HEALTH CARE DISTRICT



AGENDA

AUGUST 29, 2024

Agenda

SOLEDAD COMMUNITY HEALTH CARE DISTRICT
Regular Meeting of the Board of Directors
August 29, 2024 @ 4:00 p.m.

Board members and members of the public may attend this meeting in person at the District Office located at 612 Main Street, Soledad, Ca 93960 in the Creekside Room

1. Call to Order

2. Roll Call

Graig Stephens
Maggie Campa
Rosemary Guidotti
Anne Trebino
Michael Schell

3. Pledge of Allegiance

4. Reading of the District’s Mission Statement – To be read by a District Board Member
“To anticipate and provide services to meet the health care needs of the people we serve.”

5. President’s Welcome
Introductions and Welcome – Graig Stephens

6. Approval of Minutes Action -
1. Regular Meeting of July 25, 2024

BOARD ACTION: _____

7. Public Comment
Members of the public are welcome to participate in the meetings of the Board. Comments of the public will be accepted during the Public Comment portion of the agenda. No action or comments will be taken by the Board on matters not on the agenda. Public comments on agenda items should be made at the time each item is considered. When the Board President recognizes a member of the public for oral comment, such comment shall be three (3) minutes or less, at the discretion of the Board President. We would like a calm presentation so that the importance of what you are presenting is not overshadowed by the manner of the presentation.

8. Communications Coordinator – Adriana Gonzalez

9. Treasurer’s Report –
1. Review of Operating Entities and the District, Mr. Brent Green, CPA
Financial Statements (*Board will consider the approval of the Treasurer’s Report*)

BOARD ACTION: _____

10. Monthly Budget Review – 2024-2025

11. Proposal to change the September 26, 2024 meeting time to 3pm – Ida Lopez Chan

BOARD ACTION: _____

12. District’s CEO Report – Ida Lopez Chan

1. Eden Valley Update
2. Clinic Update

13. Adjournment to Closed Session

1. Public Employee Performance Evaluation (Government Code §54957(b)) Title: (CEO)
2. Conference with Labor Negotiator (Government Code §54957.6)

Agency designated representative: (Specify name of designated representatives attending the closed session): _____

Employee organization: (Specify name of organization representing employee or employees in question): _____, **OR**

Unrepresented employee: (Specify position title of unrepresented employee who is the subject of the negotiations): Ida Lopez Chan

14. Reconvene in Open Session and report out from closed session, if any

15. Adjournment to the next meeting

Regular District Board Meeting – Thursday, September 26, 2024 at 3:00 P.M.

Note: Requests for a disability related modification or accommodation, including auxiliary aids or services, in order to attend or participate in a meeting should be made to the District Recording Secretary during regular business hours at 831-678-2462. Notification received 47 hours before the meeting will enable the district to make reasonable accommodations. Open session meeting materials provided to the Board of Directors after the agenda packets are distributed are available at the office of the Recording Secretary located at 612 Main Street, Soledad, California.

**Soledad Community Health Care District
Regular Meeting of the Board of Directors
July 25, 2024 @ 4:00 p.m.**

MINUTES

1. Call to order at 4:00 p.m. by President, Graig Stephens

2. Board of Directors Roll Call.

Directors Present: President, Graig Stephens
Vice President, Maggie Campa
Secretary, Rosemary Guidotti
Treasurer, Anne Trebino
Board Member, Michael Schell (*late*)

Directors Absent:

Staff Present: CEO, Ida Lopez Chan
District Recording Secretary, Sophie Piña

District CPA: Brent Green

We have a Quorum

3. Pledge of Allegiance: Graig Stephens

4. Mission Statement: Rosemary Guidotti

5. President's Welcome: Graig Stephens

6. Approval of Minutes:

Motion: The board approved the minutes as mailed from the Regular meeting on June 27, 2024.

M/S: Trebino/Campa

Ayes: Stephens, Campa, Trebino

Nays: -

Abstain: - Guidotti

Absent: - Schell (*late*)

Motion: Passed

7. Public Comment: Laura Salamanca an employee of Eden Valley Care Center spoke on SEIU 2015 representation.

8. Communications Coordinator: Adriana shared with the board the staff events that were held for the month of July. Rodeo tickets were sponsored and raffled to the staff during Rodeo week. Adriana has created several social media posts that outline our services and business hours. Ms. Betty Ann Nathan a resident of Eden Valley was recognized with a framed copy of the minutes that showed when she served as the board secretary back in 1977. Adriana has launched a special yelp campaign to promote more reviews. We are working on our first commercial for digital advertising.

**Soledad Community Health Care District
Regular Meeting of the Board of Directors
July 25, 2024 @ 4:00 p.m.**

9. Treasurer’s Report –

Motion: The board approved the Financial Statements for review for Operating Entities and the District.

M/S: Trebino/Guidotti

Ayes: Stephens, Campa, Guidotti, Trebino, Schell

Nays: -

Abstain: -

Absent: -

Motion: Passed

10. Monthly Budget Review – The board reviewed the monthly budget review for 2024-2025.

11. Soledad Community Health Care District Transparency Laws and Social Media Policy for Officials–

Motion: The board approved the amended SCHCD Transparency Laws and Social Media Policy for Officials.

M/S: Trebino/Campa

Ayes: Stephens, Campa, Guidotti, Trebino, Schell

Nays: -

Abstain: -

Absent: -

Motion: Passed

12. District’s CEO Report – Eden Valley held Mr. Rubbo’s Celebration of Life on July 24th, 2024. Mr. Rubbo’s family provided a plaque in honor of Mr. Rubbo that will be placed on the raised beds in our garden. Ida reminded the board members to join us on July 31, 2024 at our annual all staff summer BBQ in our garden from 11:30am-1:30pm. We have applied for the following grants through CCAH, Community Healthcare worker, Medical Assistant, and Provider Recruitment. We also received our last payment from CCAH’s Food Access Grant in the amount of \$44,910.10. The LAFCO report was drafted and has now expanded our sphere of influence. The final session of the leadership academy will be held on August 20, 2024. The PPS rate will be decreasing, currently at \$82.43 and will now be receiving \$78.68. Capital improvements that have been completed this month were the clinic’s roof. Susan reported that the census for June 2024 at Eden Valley was at an average 83% for the month. We had twelve Medicare, thirty-three medical and 2 HMO’s. There was a total of seventeen referrals received from Salinas Valley, Stanford and Natividad. We currently have one person on the waiting list. There are four self-reported pending cases with CDPH. Ida will be inviting Dr. Magaña to the clinic to talk to our providers.

13. Adjournment to Closed Session -

1. Update on CONFERENCE WITH LEGAL COUNSEL-EXISTING LITIGATION (Government Code §54956.9(d)(1)) Name of case: (Jose Andres Sandoval a/k/a Andrew Sandoval vs. Ida Lopez Chan; Soledad Community Health Care District, CASE NUMBER 23CV001502)
2. Public Employee Performance Evaluation (Government Code §54957(b)) Title: (CEO)

**Soledad Community Health Care District
Regular Meeting of the Board of Directors
July 25, 2024 @ 4:00 p.m.**

14. Reconvene to Open Session –

Motion: No motion was made on CONFERENCE WITH LEGAL COUNSEL- EXISTING LITIGATION (Government Code §54956.9(d)(1)) Name of case: (Jose Andres Sandoval a/k/a Andrew Sandoval vs. Ida Lopez Chan; Soledad Community Health Care District, CASE NUMBER 23CV001502)

M/S:

Ayes:

Nays: -

Abstain: -

Absent: -

Motion: No action was taken

Motion: No motion was made on Public Employee Performance Evaluation (Government Code §54957(b)) Title: (CEO)

M/S:

Ayes:

Nays: -

Abstain: -

Absent: -

Motion: No action was taken

15. Meeting Adjourned at 6:45p.m. – The board will reconvene on September 26, 2024 for a Regular District Board Meeting at 4:00p.m.

Prepared By: _____
Sophie Piña, District Board Secretary

Approved By: _____
Graig Stephens, Board President



Soledad Community

HEALTH CARE DISTRICT



Eden Valley
Care Center



Soledad Medical Clinic



Women's
HEALTH CENTER



Adriana Gonzalez

Communications Coordinator

Board Report

Thursday, August 29, 2024



Eden Valley Care Center

MEET OUR NEW TEAM!

JOIN US FOR AN EXCLUSIVE
THERAPY MIXER!

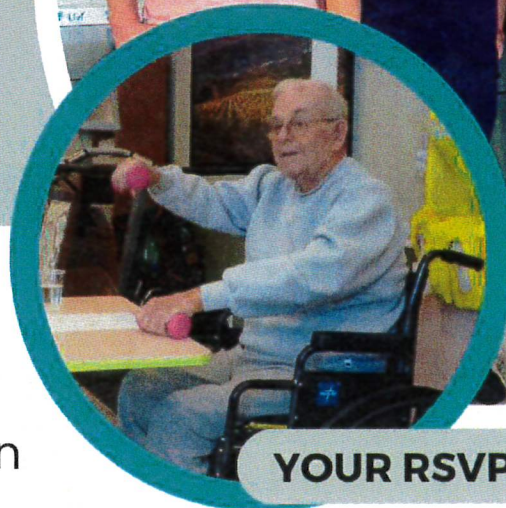
August 22, 2024

3:00 - 6:00 PM

Eden Valley Care Center
612 Main Street,
Soledad CA 93960

Why Attend?

- Gain insights into our personalized care and advanced rehabilitation services.
- Understand how Eden Valley can benefit your patients.
- Connect with other healthcare professionals.
- Light refreshments and wine



YOUR RSVP IS APPRECIATED!

Reply or email
communications@schcd.com
or scan the QR code to fill out
an RSVP form.



FOR IMMEDIATE RELEASE

August 16, 2024



Media Contact:

Adriana Gonzalez, Communications Coordinator

831-678-6033 adgonzalez@schcd.com

**Paulino Navarro Joins Eden Valley Care Center Full-Time as Director of Rehabilitation,
Bringing Expertise and Team from Natividad Medical Center to Soledad**

Soledad, Calif. — Eden Valley Care Center is proud to announce that Paulino Navarro has joined the team full-time as the new Director of Rehabilitation. Navarro, along with his experienced team from Natividad Medical Center, brings extensive expertise in patient recovery, mobility, and trauma-associated injuries to Soledad, marking a significant enhancement in the quality of care available to residents of South Monterey County. This transition also strengthens Eden Valley Care Center's partnership and referral system with Natividad Medical Center.

To introduce Navarro and his team to the community, Eden Valley Care Center will be hosting a **Therapy Mixer on Thursday, August 22, 2024, from 3:00 PM to 6:00 PM** at the facility. This event is open to healthcare professionals and community members who are interested in learning more about the new therapy services available. Attendees will have the opportunity to meet the therapy team, tour the facility, and discover how Eden Valley's enhanced rehabilitation services can benefit patients recovering from trauma and mobility-related injuries. Light refreshments will be served.

"Many families are unaware of the services Eden Valley offers for trauma-related injuries," says Paulino Navarro. "Now, they can have their loved ones recover in their hometown without the need to travel to Salinas. We're excited to bring our expertise to Soledad and make a meaningful difference in the lives of our patients."

Ida Lopez Chan, CEO of Eden Valley Care Center, shared her enthusiasm for the new addition. "We are thrilled to welcome Paulino Navarro and his skilled team to Eden Valley. Their unmatched expertise in trauma and mobility therapy means our patients will receive comprehensive, top-quality care right here in our community. This is a significant step forward for Eden Valley and the families we serve. Additionally, this move further solidifies our partnership and referral system with Natividad Medical Center, ensuring seamless coordination of care for our patients."

The arrival of Paulino Navarro and his team underscores Eden Valley Care Center's commitment to providing exceptional care and expanding access to high-quality medical services in South

Monterey County. With a focus on personalized patient care and advanced therapeutic techniques, the center is poised to become a leading destination for specialized recovery and rehabilitation services.

Therapy Mixer Details:

Date: Thursday, August 22, 2024

Time: 3:00 PM – 6:00 PM

Location: Eden Valley Care Center, 612 Main Street, Soledad, CA

RSVP: Please contact email communications@schcd.com

For more information about Eden Valley Care Center and the extensive rehab services available, please visit Edenvalleycare.com or contact 831-678-2462.

About Eden Valley Care Center:

Eden Valley Care Center, part of the Soledad Community Health Care District, is a leading skilled nursing facility in Soledad, CA. We specialize in personalized, high-quality care, offering rehabilitation, wound care, and person-centered services. Our dedicated team of healthcare professionals ensures residents' well-being with compassion and expertise. As a cornerstone of the community, Eden Valley Care Center is committed to providing modern amenities, community integration, and a supportive environment for healing. For more information, contact us at 831-678-2462. Visit www.edenvalleycare.com.

###



FOR IMMEDIATE RELEASE

August 20, 2024

Media Contact:

Adriana Gonzalez, Communications Coordinator

831-678-6033 adgonzalez@schcd.com



**Ida Lopez Chan: First Female CEO of Soledad Community Health Care District
Nominated for CEO of the Year by the Association of California Healthcare Districts**

Soledad, Calif. —The Soledad Community Health Care District (SCHCD) is thrilled to announce the nomination of its CEO, Ida Lopez Chan, for the prestigious CEO of the Year award by the Association of California Healthcare Districts (ACHD). This nomination not only recognizes Mrs. Lopez Chan's exceptional leadership but also marks a significant milestone in the history of the District, as she is the first female CEO to hold this position.

Born and raised in a community where healthcare resources were often scarce, Mrs. Lopez Chan has always understood the vital role that accessible and quality healthcare plays in the lives of individuals and families. Her nomination is a testament to her deep commitment to the Soledad community and her relentless pursuit of equitable healthcare for all, particularly those in underserved and rural areas.

In her four years as CEO, Mrs. Lopez Chan has transformed the Soledad Community Health Care District into a beacon of hope and progress. With a focus on community-centric initiatives, she has overseen the launch of several programs aimed at addressing the unique healthcare needs of the region. Notably, she has been the driving force behind the forthcoming Mobile Health Clinic, a groundbreaking initiative designed to bring essential medical services directly to residents in remote areas of Monterey County.

Mrs. Lopez Chan's journey to the top has been marked by her passion for community service and her unwavering dedication to making a difference. As the first female CEO of the District, she has shattered glass ceilings and inspired countless women in the community to pursue leadership roles. Her leadership style, rooted in collaboration and empathy, has not only improved healthcare delivery but also strengthened the bonds between the District and the community it serves.

"This nomination is more than just a personal honor; it's a reflection of the incredible community we have here in Soledad," said Mrs. Lopez Chan. "Being the first female CEO of this District has been a profound privilege, and to be recognized on a state level is a tribute to the hard work and dedication of our entire team. Together, we've made great strides in improving the health and well-being of our neighbors, and I'm deeply humbled to represent our community in this way."

The community's support has been a cornerstone of Mrs. Lopez Chan's success. Her initiatives, such as the Food RX Program, which provided nutritious food to families in need, and the Women's Health Center, which offers comprehensive care to women, have been met with overwhelming enthusiasm from residents. These programs have not only improved health outcomes but have also fostered a sense of unity and shared purpose within the community.

The nomination for CEO of the Year by the ACHD is an acknowledgment of Mrs. Lopez Chan's visionary leadership and her commitment to community-driven healthcare. The entire Soledad community stands behind her, proud of the strides made under her leadership and eager to see the continued positive impact of her work.


The winner of the CEO of the Year award will be announced at the ACHD Annual Conference later this year. Regardless of the outcome, Mrs. Lopez Chan's nomination alone is a victory for the Soledad community, highlighting the importance of compassionate, inclusive leadership in healthcare.

About Soledad Community Health Care District

The Soledad Community Health Care District is committed to providing comprehensive healthcare services to the residents of Soledad and surrounding communities. The District operates the Soledad Medical Clinic, Women's Health Center, and Eden Valley Care Center, offering a wide range of medical services, including family practice, women's health, skilled nursing, and community health programs. For more information, visit www.soledadcommunityhealthcaredist.org.

###





Eden Valley Care Center

SODA SHOP'S GRAND RE-OPENING


JOIN US AS WE CELEBRATE EDEN VALLEY'S
SODA SHOP GRAND RE-OPENING!

**THURSDAY,
SEPTEMBER 5, 2024
12:30 TO 1:30 PM**



Enjoy 50¢

Ice cream, Popcorn, Hot Dogs



50's Sock
Hop





Soledad Community Health Care District

Balance Sheet

As of July 31, 2024

	<u>31-Jul-24</u>	<u>31-Jul-23</u>	<u>Variance</u>
Assets			
Current Assets			
Cash & Cash Equivalents	3,450,842	1,665,267	1,785,575
Assets Limited as to Use - Current	105	105	-
Patient Accounts Receivable - Net	2,259,680	1,949,267	310,413
Other Receivables	72,430	50,169	22,261
Inventories	106,638	113,615	(6,977)
Prepaid Expenses & Deposits	196,156	196,826	(670)
	<u>6,085,851</u>	<u>3,975,249</u>	<u>2,110,602</u>
Fixed Assets:			
Buildings & Improvements	10,772,534	10,713,058	59,476
Equipment	3,027,243	3,027,243	-
Construction in Progress	-	148,315	(148,315)
	<u>13,799,777</u>	<u>13,888,616</u>	<u>(88,839)</u>
Accum Depr	(8,367,680)	(7,861,561)	(506,119)
	<u>5,432,097</u>	<u>6,027,055</u>	<u>(594,958)</u>
Total Assets	<u>11,517,948</u>	<u>10,002,304</u>	<u>1,515,644</u>
Liabilities:			
Current Liabilities:			
Accounts Payable	279,401	297,449	(18,048)
Accrued Payroll & Benefits	597,417	636,792	(39,375)
Estimated Third Party Settlements	4,129,777	2,538,647	1,591,130
1st Capital Bank - Line of Credit	-	-	-
Current Portion - Long-term Debt	341,303	141,034	200,269
	<u>5,347,898</u>	<u>3,613,922</u>	<u>1,733,976</u>
Long-Term Debt	<u>4,513,894</u>	<u>3,793,438</u>	<u>720,456</u>
Total Liabilities	<u>9,861,792</u>	<u>7,407,360</u>	<u>2,454,432</u>
Net Assets (Assets Minus Liabilities)	<u>1,656,156</u>	<u>2,594,944</u>	<u>(938,788)</u>
Summary of Net Assets			
Beginning of Year - July 1st	1,452,321	2,431,060	
Increase <Decrease> in Net Assets	203,835	163,884	
End of Period	<u>1,656,156</u>	<u>2,594,944</u>	
Number of Days of Cash on Hand	<u>81.10</u>	<u>39.66</u>	

Soledad Community Health Care District

Statement of Revenues, Expenses, and Changes in Net Assets

For the One Month Ended:

July 31, 2024

Operating Revenues:	31-Jul-24	31-Jul-23	Variance
Medical Services	1,630,889	1,680,739	(49,850)
Contractual Adjustments	(224,321)	(183,286)	(41,035)
Estimated PPS	-	-	-
	1,406,568	1,497,453	(90,885)
Other Operating Revenues	3,317	7,768	(4,451)
	<u>1,409,885</u>	<u>1,505,221</u>	<u>(95,336)</u>
Operating Expenses:			
Salaries & Wages	580,777	624,335	(43,558)
Professional Fees	280,838	326,936	(46,098)
Supplies	111,957	98,473	13,484
Employee Benefits	132,823	116,879	15,944
Utilities	31,567	32,935	(1,368)
Other Operating Expenses	11,797	42,837	(31,040)
Purchased Services	30,402	17,037	13,365
Insurance	21,964	25,474	(3,510)
Rents and Leases	1,968	1,789	179
	<u>1,204,093</u>	<u>1,286,695</u>	<u>(82,602)</u>
Operating Income <Loss> Before Depreciation	205,792	218,526	(12,734)
Less Depreciation	<u>(41,380)</u>	<u>(41,513)</u>	<u>133</u>
Operating Income <Loss> After Depreciation	164,412	177,013	(12,601)
Non-Operating Revenues <Expenses>			
District Property Tax Revenues	-	-	-
Grants & Contributions	49,356	-	49,356
Investment Income	1,141	187	954
Interest Expense	(11,074)	(13,316)	2,242
	<u>39,423</u>	<u>(13,129)</u>	<u>52,552</u>
Increase <Decrease> in Net Assets	<u>203,835</u>	<u>163,884</u>	<u>39,951</u>
Summary of Income by Operation			
Eden Valley Care Center	227,824	85,741	142,083
Clinic & Women's Health Center	74,990	170,720	(95,730)
District	(98,979)	(92,577)	(6,402)
	<u>203,835</u>	<u>163,884</u>	<u>39,951</u>
Other Items:			
Contractual Adjustments %	<u>13.75%</u>	<u>10.91%</u>	
Salaries to Gross Revenues	<u>35.61%</u>	<u>37.15%</u>	
Professional Fees to Gross Revenues	<u>17.22%</u>	<u>19.45%</u>	

Soledad Community Health Care District

Account Summaries

Description	31-Jul-24	31-Jul-23	Variance
Cash & Cash Equivalents:			
1st Capital Bank	2,227,983	1,133,774	1,094,209
Mechanics Bank	1,196,540	451,007	745,533
LAIF	16,980	16,301	679
US Bank	3,058	57,904	(54,846)
Petty Cash	6,281	6,281	-
Totals	3,450,842	1,665,267	1,785,575

Accounts Receivable			
Eden Valley - Net	2,108,812	1,549,513	559,299
Clinic - Net	150,868	399,754	(248,886)
Totals	2,259,680	1,949,267	310,413

Summary of Income by Month

July	159,345	163,884	
August			
September			
October			
November			
December			
January			
February			
March			
April			
May			
June			
Totals	159,345	163,884	(4,539)
Grants Received	44,490		
Estimated PPS	203,835	163,884	Favorable <Unfavorable>

Gross Revenues by Type

Medical Clinic	800,967	49.11%	
Medi-Cal	418,042	25.63%	50.37%
Medicare	310,041	19.01%	37.36%
Other	77,796	4.77%	9.37%
Private	24,043	1.47%	2.90%
Totals	1,630,889	100.00%	100.00%

Soledad Community Health Care District

Account Summaries

<u>Eden Valley Care Center by Dept</u>	<u>31-Jul-24</u>	<u>31-Jul-23</u>	<u>Variance</u>
Revenues - Net			
Medi-Cal	400,992	403,736	(2,744)
Medicare	361,597	339,122	22,475
Other Insurance	102,250	44,220	58,030
Private	24,043	44,206	(20,163)
Other Income	7,429	381	7,048
	<u>896,311</u>	<u>831,665</u>	<u>64,646</u>
Expenses:			
Medicare Certified Unit	249,649	196,980	52,669
General Administration	78,598	102,477	(23,879)
Employee Benefits	60,766	48,461	12,305
Dietary	56,508	72,526	(16,018)
Physical, Occupational & Speech Therapy	52,418	26,800	25,618
Nursing Administration	45,576	182,505	(136,929)
Activities, Education & Soda Shop	35,269	23,247	12,022
Housekeeping and Laundry	26,679	26,972	(293)
Plant Operations & Maintenance	25,011	30,129	(5,118)
Medical Records, Central Supply, Pharmacy	24,578	15,355	9,223
Taxes, Insurance, Depreciation, Interest	13,435	20,472	(7,037)
	<u>668,487</u>	<u>745,924</u>	<u>(77,437)</u>
Net Income <Loss>	<u>227,824</u>	<u>85,741</u>	<u>142,083</u>

<u>Eden Valley Care Center by Type</u>	<u>31-Jul-24</u>	<u>31-Jul-23</u>	<u>Variance</u>
Revenues - Net			
Medi-Cal	400,992	403,736	(2,744)
Medicare	361,597	339,122	22,475
Other Insurance	102,250	44,220	58,030
Private	24,043	44,206	(20,163)
Other Income	7,429	381	7,048
	<u>896,311</u>	<u>831,665</u>	<u>64,646</u>
Expenses:			
Salaries	368,909	388,004	(19,095)
Benefits	89,405	76,327	13,078
Professional Fees	81,790	161,127	(79,337)
Supplies	78,159	47,591	30,568
Utilities	24,331	28,076	(3,745)
Insurance	8,241	10,871	(2,630)
Other Operating Expenses	6,960	17,009	(10,049)
Purchased Services	5,497	11,453	(5,956)
Depreciation	5,195	5,466	(271)
	<u>668,487</u>	<u>745,924</u>	<u>(77,437)</u>
Net Income <Loss>	<u>227,824</u>	<u>85,741</u>	<u>142,083</u>

Soledad Community Health Care District

Account Summaries

<u>Soledad Medical Clinic / Women's Health Center</u>	<u>31-Jul-24</u>	<u>31-Jul-23</u>	<u>Variance</u>
Revenues - Net			
Gross Revenues	800,967	879,240	(78,273)
Contractual Adjustments	(283,282)	(213,071)	(70,211)
Other Revenues	1,171	187	984
	<u>518,856</u>	<u>666,356</u>	<u>(147,500)</u>
Expenses:			
Salaries	129,702	176,260	(46,558)
Doctors	93,741	68,878	24,863
Professional Fees	76,053	84,817	(8,764)
Depreciation	36,168	36,019	149
Employee Benefits	34,264	34,555	(291)
Supplies	31,276	50,295	(19,019)
Purchased Services	18,282	5,156	13,126
Interest Expense	11,074	13,316	(2,242)
Utilities	7,236	4,859	2,377
Insurance	4,834	6,587	(1,753)
Other Operating Expenses	1,236	14,894	(13,658)
	<u>443,866</u>	<u>495,636</u>	<u>(51,770)</u>
Net Income <Loss>	<u>74,990</u>	<u>170,720</u>	<u>(95,730)</u>

<u>Summary of Income by Month</u>	<u>July</u>	<u>-----</u>	<u>Total</u>
Eden Valley Care Center	233,019		233,019
Soledad Medical Clinic / Women's Health Center	111,158		111,158
District	<u>(98,962)</u>		<u>(98,962)</u>
Sub-Total	245,215	-	245,215
Estimated PPS	-		-
Depreciation	<u>(41,380)</u>		<u>(41,380)</u>
Totals	<u>203,835</u>	<u>-</u>	<u>203,835</u>

Soledad Community Health Care District

Account Summaries

Summary of Cash Flows:

Cash Flows for the Fiscal Year Ended:

Increase <Decrease> in Net Assets	203,835
Add: Decrease in Accounts Receivable	74,895
Depreciation	41,380
Increase in Accrued Payroll	14,072
Less: Payment of Long-Term Debt	(27,355)
Increase in Accounts Payable	(61,529)
Increase in Prepaid Expenses	(112,786)
	<hr/>
Increase <Decrease> in Cash	<u><u>132,512</u></u>

SOLEDAD COMMUNITY HEALTH CARE DISTRICT**Budget to Actual Summary**

Operating Budget FY 2024-2025

July 31, 2024

	<u>Total Budget YTD</u>	<u>Total Actual YTD</u>	<u>Eden Valley Actual YTD</u>	<u>Clinic Actual YTD</u>	<u>District Actual YTD</u>
Operational Revenues:					
Gross Patient Revenues	1,962,610	1,630,889	829,922	800,967	-
Contractual Adjustments	(640,400)	(224,322)	58,960	(283,282)	-
Other Operating Revenues	14,275	3,317	2,563	30	724
	<u>1,336,485</u>	<u>1,409,884</u>	<u>891,445</u>	<u>517,715</u>	<u>724</u>
Operational Expenditures:					
Salaries	643,275	580,777	368,909	129,702	82,166
Professional Fees	287,230	280,838	81,790	169,794	29,254
Supplies	141,305	111,956	78,159	31,276	2,521
Employee Benefits	125,825	132,822	89,405	34,264	9,153
Insurance & Taxes	39,270	21,964	8,241	4,834	8,889
Utilities	38,585	31,567	24,331	7,236	-
Purchased Services	26,080	30,402	5,497	18,282	6,623
Other Operating Expenses	19,065	11,798	6,960	1,236	3,602
Rents & Leases	4,100	1,968	-	-	1,968
	<u>1,324,735</u>	<u>1,204,092</u>	<u>663,292</u>	<u>396,624</u>	<u>144,176</u>
Gross Margin	<u>11,750</u>	<u>205,792</u>	<u>228,153</u>	<u>121,091</u>	<u>(143,452)</u>
General & Administrative					
Allocation of District Expenditures	-	-	86,506	57,670	(144,176)
Depreciation	41,430	41,380	5,195	36,168	17
Total General & Administrative	<u>41,430</u>	<u>41,380</u>	<u>91,701</u>	<u>93,838</u>	<u>(144,159)</u>
Net Margin	<u>(29,680)</u>	<u>164,412</u>	<u>136,452</u>	<u>27,253</u>	<u>707</u>
Other Income <Expenditure>					
Property Tax Revenues	36,210	-	-	-	-
Grants and Contributions	26,415	49,356	4,866	-	44,490
Investment Income	290	1,141	-	1,141	-
Interest Expense	(21,500)	(11,074)	-	(11,074)	-
	<u>41,415</u>	<u>39,423</u>	<u>4,866</u>	<u>(9,933)</u>	<u>44,490</u>
Net Surplus <Deficit>	<u>11,735</u>	<u>203,835</u>	<u>141,318</u>	<u>17,320</u>	<u>45,197</u>

SOLEDAD COMMUNITY HEALTH CARE DISTRICT

Eden Valley Care Center - Budget to Actual

Operating Budget FY 2024-2025

July 31, 2024

	<u>Eden Valley Care Center</u>	<u>1 Month Budget YTD</u>	<u>1 Month Actual YTD</u>	<u>Variance</u>
Operational Revenues:				
Gross Patient Revenues	9,203,825	766,985	829,922	62,937
Contractual Adjustments	583,200	48,600	58,960	10,360
Other Operating Revenues	103,325	8,610	2,563	(6,047)
	<u>9,890,350</u>	<u>824,195</u>	<u>891,445</u>	<u>67,250</u>
Operational Expenditures:				
Salaries	4,511,350	375,945	368,909	7,036
Supplies	917,950	76,495	78,159	(1,664)
Employee Benefits	916,200	76,350	89,405	(13,055)
Professional Fees	710,200	59,185	81,790	(22,605)
Utilities	321,000	26,750	24,331	2,419
Insurance & Taxes	153,600	12,800	8,241	4,559
Purchased Services	120,950	10,080	5,497	4,583
Other Operating Expenses	111,500	9,290	6,960	2,330
Rents & Leases	18,000	1,500	-	1,500
	<u>7,780,750</u>	<u>648,395</u>	<u>663,292</u>	<u>(14,897)</u>
Gross Margin	<u>2,109,600</u>	<u>175,800</u>	<u>228,153</u>	<u>52,353</u>
General & Administrative				
Allocation of District Expenditures	1,127,150	93,930	86,506	7,424
Depreciation	62,250	5,185	5,195	(10)
Total General & Administrative	<u>1,189,400</u>	<u>99,115</u>	<u>91,701</u>	<u>7,414</u>
Net Margin	<u>920,200</u>	<u>76,685</u>	<u>136,452</u>	<u>59,767</u>
Other Income <Expenditure>				
Grants and Contributions	10,000	830	4,866	4,036
Investment Income	-	-	-	-
	<u>10,000</u>	<u>830</u>	<u>4,866</u>	<u>4,036</u>
Net Surplus <Deficit>	<u>930,200</u>	<u>77,515</u>	<u>141,318</u>	<u>63,803</u>

SOLEDAD COMMUNITY HEALTH CARE DISTRICT

Medical Clinic - Budget to Actual

Operating Budget FY 2024-2025

July 31, 2024

	<u>Medical Clinic Womens Health</u>	<u>1 Month Budget YTD</u>	<u>1 Months Actual YTD</u>	<u>Variance</u>
Operational Revenues:				
Gross Patient Revenues	14,347,500	1,195,625	800,967	(394,658)
Contractual Adjustments	(8,268,000)	(689,000)	(283,282)	405,718
Other Operating Revenues	50,000	4,165	30	(4,135)
	<u>6,129,500</u>	<u>510,790</u>	<u>517,715</u>	<u>6,925</u>
Operational Expenditures:				
Professional Fees	2,531,500	210,960	169,794	41,166
Salaries	2,062,800	171,900	129,702	42,198
Supplies	758,950	63,245	31,276	31,969
Employee Benefits	368,600	30,715	34,264	(3,549)
Insurance & Taxes	209,650	17,470	4,834	12,636
Utilities	142,000	11,835	7,236	4,599
Purchased Services	108,000	9,000	18,282	(9,282)
Other Operating Expenses	48,800	4,065	1,236	2,829
Rents & Leases	7,200	600	-	600
	<u>6,237,500</u>	<u>519,790</u>	<u>396,624</u>	<u>123,166</u>
Gross Margin	<u>(108,000)</u>	<u>(9,000)</u>	<u>121,091</u>	<u>130,091</u>
General & Administrative				
Allocation of District Expenditures	751,450	62,620	57,670	
Depreciation	434,500	36,210	36,168	42
Total General & Administrative	<u>1,185,950</u>	<u>98,830</u>	<u>93,838</u>	<u>42</u>
Net Margin	<u>(1,293,950)</u>	<u>(107,830)</u>	<u>27,253</u>	<u>130,133</u>
Other Income <Expenditure>				
Grants and Contributions	272,000	22,670	-	(22,670)
Investment Income	2,000	165	1,141	976
Interest Expense	(258,000)	(21,500)	(11,074)	10,426
	<u>16,000</u>	<u>1,335</u>	<u>(9,933)</u>	<u>(11,268)</u>
Net Surplus <Deficit>	<u>(1,277,950)</u>	<u>(106,495)</u>	<u>17,320</u>	<u>118,865</u>

SOLEDAD COMMUNITY HEALTH CARE DISTRICT

District - Budget to Actual

Operating Budget FY 2024-2025

July 31, 2024

	District	1 Month Budget YTD	1 Month Actual YTD	Variance
Operational Revenues:				
Gross Patient Revenues	-	-	-	-
Contractual Adjustments	-	-	-	-
Other Operating Revenues	18,000	1,500	724	(776)
	18,000	1,500	724	(776)
General & Administrative (District)				
Salaries	1,145,150	95,430	82,166	13,264
Professional Fees	205,000	17,085	29,254	(12,169)
Employee Benefits	225,150	18,760	9,153	9,607
Purchased Services	84,000	7,000	6,623	377
Other Expenses	68,500	5,710	3,602	2,108
Insurance	108,000	9,000	8,889	111
Rents & Leases	24,000	2,000	1,968	32
Supplies	18,800	1,565	2,521	(956)
	1,878,600	156,550	144,176	12,374
Gross Margin	(1,860,600)	(155,050)	(143,452)	11,598
General & Administrative				
Allocation of District Expenditures	(1,878,600)	(156,550)	(144,176)	(12,374)
Depreciation	400	35	17	18
Total General & Administrative	(1,878,200)	(156,515)	(144,159)	(12,356)
Net Margin	17,600	1,465	707	(758)
Other Income <Expenditure>				
Property Taxes	434,500	36,210	-	(36,210)
Grants and Contributions	35,000	2,915	44,490	41,575
Investment Income	1,500	125	-	(125)
	471,000	39,250	44,490	5,240
Net Surplus <Deficit>	488,600	40,715	45,197	4,482

2024 MONTHLY CENSUS FOR EDEN VALLEY

	JAN	FEB	MAR	APR	MAY	JUN	JUL	AUG	SEPT	OCT	NOV	DEC
<u>AVERAGE DAILY CENSUS</u>												
MEDICARE	17	18	19	14	14	17	18					
PRIVATE	1	1	1	2	2	2	2					
MEDI-CAL	31	28	31	33	32	30	29					
HOSPICE												
TOTAL	49	47	51	49	48	49	49	0	0	0	0	0
<u>OCCUPANCY</u>												
DAYS IN MONTH	31	29	31	30	31	30	31	31	30	31	30	31
TOTAL POSSIBLE DAYS	1,643	1,537	1,643	1,770	1,829	1,770	1,829	1,829	1,770	1,829	1,770	1,829
TOTAL ACTUAL DAYS	1,545	1,392	1,603	1,477	1,491	1,480	1,501					
OCCUPANCY PERCENTAGE	94%	91%	98%	83%	82%	84%	82%	0%	0%	0%	0%	0%
NUMBER OF FACILITY BEDS	59	59	59	59	59	59	59	59	59	59	59	59
NUMBER OF BEDS AVAILABLE	10	12	8	10	11	10	10	59	59	59	59	59

2023 MONTHLY CENSUS FOR EDEN VALLEY

	JAN	FEB	MAR	APR	MAY	JUN	JUL	AUG	SEPT	OCT	NOV	DEC
<u>AVERAGE DAILY CENSUS</u>												
MEDICARE	14	25	23	26	22	21	18	23	22	15	18	18
PRIVATE	3	4	5	3	4	4	3	3	2	1	1	1
MEDI-CAL	24	23	24	26	29	29	30	31	31	32	32	32
HOSPICE												
TOTAL	41	52	52	55	55	54	51	57	55	48	51	51
<u>OCCUPANCY</u>												
DAYS IN MONTH	31	28	31	30	31	30	31	31	30	31	30	31
TOTAL POSSIBLE DAYS	1,643	1,484	1,643	1,770	1,829	1,770	1,829	1,829	1,770	1,829	1,770	1,829
TOTAL ACTUAL DAYS	1,264	1,452	1,587	1,647	1,722	1,629	1,566	1,767	1,628	1,512	1,530	1,581
OCCUPANCY PERCENTAGE	77%	98%	97%	93%	94%	92%	86%	97%	92%	83%	86%	86%
NUMBER OF FACILITY BEDS	53	53	53	59	59	59	59	59	59	59	59	59
NUMBER OF BEDS AVAILABLE	12	1	1	4	4	5	8	2	4	11	8	8

2024 PATIENT VISIT COUNTS

SMC STAFF	JAN	FEB	MAR	APR	MAY	JUN	JUL	AUG	SEPT	OCT	NOV	DEC
	Avg Pt. Per Day	Avg Pt. Per Day	Avg Pt. Per Day	Avg Pt. Per Day	Avg Pt. Per Day	Avg Pt. Per Day	Avg Pt. Per Day	Avg Pt. Per Day	Avg Pt. Per Day	Avg Pt. Per Day	Avg Pt. Per Day	Avg Pt. Per Day
DR. GIRON	461	454	453	438	473	275	286					
DR. BELTRAN	268	296	297	300	326	211	257					
DR. ROD	133	145	152	166	148	131	141					
DR. PEÑA	337	300	384	316	318	301	352					
OSKAR LIZARAGGA												
DAVIS PA-C	340	371	347	325	384	356	335					
DR. GAMBOA	218	185	210	240	87	137	219					
X-RAY	106	125	144	110	41	71	129					
MA VISITS	200	111	92	84	76	55	82					
CARE MNGMT	29	23	30	27	31	31	20					
LABORATORY	278	277	249	277	236	204	249					
MARIA SCHELL,NP	325	180	131	423	351	222	54					
WHC												
Dr. Albert							5					
DR. CHANDLER	40	0	0	0	0	42	29					
HOSSAIN (MD)	19	56	22	23	0	18	0					
DR. MILLNER	20	24	0	0	0	0	0					
ULTRA SOUND	104	79	75	78	99	88	80					
MAMMOGRAPHY	60	42	33	27	37	0	10					
CPSP	133	103	118	120	114	116	107					
DR. ESTEVA	104	97	46	37	18	37	0					
DR. WRIGHT	121	93	51	0	0	17	0					
MALDONADO CNM				106	89	89	91					
MYERHOFF CNM				73	61	22	79					
NST NURSE	21	11	6	2	6	16	15					
DR. SADEQUE	30	0	0	0	14	67	83					
DR. Guerrero					50	0	0					
COVID												
VACCINES												
TOTAL VISITS	3,347	2,972	2,840	3,172	2,959	2,506	2,623	80	-	-	-	-

2023 PATIENT VISIT COUNTS

	JAN	FEB	MAR	APR	MAY	JUNE	JUL	AUG	SEPT	OCT	NOV	DEC	Avg Pt. Per Day
SMC STAFF	319	364	416	330	390	443	225	484	436	452	426	424	14
DR. GIRON	21	178	297	193	252	243	224	290	156	307	233	263	8
DR. BELTRAN	30	92	104	121	154	166	102	197	83	143	151	135	4
DR. ROD	18	213	337	305	329	346	308	416	264	249	320	290	9
DR. PEÑA													
OSKAR													
LIZARAGGA													
DAVIS PA-C	312	263	298	274	357	336	289	302	330	356	343	256	8
DR. GAMBOA	19	185	187	124	216	156	35	78	185	233	198	168	5
X-RAY	148	8	146	158	193	159	14	144	133	123	145	104	3
MA VISITS	120	6	111	73	104	68	6	165	99	129	238	159	5
CARE MNGMT	37	2	35	34	31	41	4	28	38	19	48	33	1
LABORATORY	209	12	254	243	289	297	283	301	263	308	288	234	8
AMY													
UNDERWOOD,													
PA-C	154	19	275	189	225	217	282	234	188	216	230	8	0
Francisca Bob	102	0											0
WHC													0
MARIA													
SCHELL, NP	339	16	243	287	374	344	332	396	258	355	306	273	9
DR. CHANDLER	53	6	59	135	21	16	21	24	12	21	61	37	1
Hossian (MD)	21	3	19	0	24	40	50	34	17	37	40	0	0
DR. MILLNER					76	21	59	31	16	55	37	68	2
DR. AGUILERA	58	6	16	0									0
ULTRA SOUND	104	7	88	74	106	8	88	104	76	106	112	63	2
MAMMOGRAPHY	57	6	34	50	50	49	14	52	10	62	46	24	1
JULIA SNELL, RD	70	3	95	76	72	7	0	0	0	0	0	0	0
CPSP	118	7	159	136	132	9	111	115	7	139	103	113	4
DR. DE RANIERI	59	7	0	37	39	14		0	0	19	19	0	0
Dr. Barnes	69	8	38	53	78	41	21	68	17	18	16	0	0
DR. NGUYEN	47	6	19	46	59	41	21	0	0	0	0	0	0
DR. ESTEVA	-	-	81	68	43	23	40	65	22	44	74	58	2
Dr. Wright	55	6	138	21	89	22	98	91	23	55	94	114	4
NST Nurse	27	2	20	33	39	5	18	15	2	10	0	15	0
Dr. Sadeaque								87	17	49	70	65	2
COVID													
VACCINES	0	34	13	12			9	0					
TOTAL VISITS	3,294	2,980	3,502	3,072	3,742	3,325	2,818	542	3,721	3,600	3,563	2,896	91



TOMÁS J. ARAGÓN, MD, DRPH
Director and State Public Health Officer

State of California -- Health and Human Services Agency
California Department of Public Health



GAVIN NEWSOM
Governor

Notice of Compliant Direct Care Hours per Patient Day (DHPPD) Staffing Audit

July 30, 2024

Eden Valley Care Center
612 Main St
Soledad, CA 93960

Dear Facility Administrator:

The California Department of Public Health, Licensing and Certification staff conducted a Direct Care Service Hours per Patient Day (DHPPD) staffing compliance audit at your facility and determined your facility was in compliance with the 3.5 DHPPD and 2.4 CNA DHPPD as required by Health & Safety Code (HSC) 1276.65. The enclosed Statement of Deficiencies and Plan of Correction form and the final DHPPD report indicate no DHPPD staffing deficiencies were found during the staffing audit.

Please sign, date and return the original within 10 days to:

California Department of Public Health
Licensing and Certification, Staffing Audits Section
Attn: PP11 POC Coordinator
1615 Capitol Avenue, Room 73.630
PO BOX 997377, MS 3203
Sacramento CA 95899-7377

Please retain a copy of the completed Statement of Deficiencies for your records. If you have any questions, please contact LNCStaffingAudits@cdph.ca.gov.

Sincerely,

POC Coordinator
Staffing Audits Section

Enclosures: Statement of Deficiencies and Plan of Correction Form
Final Facility Audit Dates and DHPPD Summary Report



California Department of Public Health

STATEMENT OF DEFICIENCIES AND PLAN OF CORRECTION	(X1) PROVIDER/SUPPLIER/CLIA IDENTIFICATION NUMBER: CA070000780	(X2) MULTIPLE CONSTRUCTION A. BUILDING: _____ B. WING _____	(X3) DATE SURVEY COMPLETED 05/03/2023
--	--	---	---

NAME OF PROVIDER OR SUPPLIER EDEN VALLEY CARE CENTER	STREET ADDRESS, CITY, STATE, ZIP CODE 612 MAIN STREET SOLEDAD, CA 93960
--	---

(X4) ID PREFIX TAG	SUMMARY STATEMENT OF DEFICIENCIES (EACH DEFICIENCY MUST BE PRECEDED BY FULL REGULATORY OR LSC IDENTIFYING INFORMATION)	ID PREFIX TAG	PROVIDER'S PLAN OF CORRECTION (EACH CORRECTIVE ACTION SHOULD BE CROSS-REFERENCED TO THE APPROPRIATE DEFICIENCY)	(X5) COMPLETE DATE
--------------------	--	---------------	---	--------------------

A 000

Continued From page 1

for staffing requirements on any given day. The applicable standard is 3.5 DHPPD and 2.4 DHPPD (CNA), unless an approved Workforce Shortage or Patient Needs Waiver is granted.

The statute was met as evidenced by the following findings:

Based on record review and interview, the above nursing facility was found in compliance with HSC 1276.65(c)(1)(B), and (C), the requirement for a minimum of 3.5 Direct Care Service Hours and 2.4 Certified Nurse Assistant Direct Care Service Hours Per Patient Day.

Final Audit Result:

Total Distinct Non-Compliant Day(s) = 0

Date	3.5	2.4
04/01/2022	6.49	4.95
04/02/2022	4.81	4.13
04/03/2022	4.83	4.00
04/04/2022	6.90	5.48
04/06/2022	7.03	5.73
04/08/2022	5.99	4.79
04/10/2022	4.31	3.51
04/14/2022	6.13	4.97
04/15/2022	5.44	4.08
04/21/2022	5.47	4.18
05/04/2022	6.11	4.68
05/07/2022	4.40	3.92
05/09/2022	5.85	4.66
05/13/2022	5.55	4.43
05/23/2022	6.11	4.70
05/28/2022	5.03	3.90
05/30/2022	4.96	4.38
05/31/2022	6.77	5.17
06/03/2022	5.91	4.29
06/10/2022	6.24	4.63

A 000

**State of California -- Health and Human Services Agency
California Department of Public Health**

Final Facility Audit Dates and DHPPD Summary Report

Facility : EDEN VALLEY CARE CENTER

Fac ID : 070000780

Audit Start Date: 04/20/2023

Event ID: F2OM11

Auditor: EDDY PEREZ

In accordance with Health and Safety Code (HSC) sections 1276.5 and 1276.65, and Welfare and Institution Code (W&I) section 14126.022, this report lists the 24 dates that the California Department of Public Health (CDPH) audited for compliance with the Direct Care Service Hours Per Patient Day (DHPPD) staffing requirements, and the final DHPPD calculated for each day.

Audit dates were randomly selected between the period of March 31, 2022 to June 30, 2022.

Final Results have been adjusted for Workforce Shortage or Patient Needs Waivers approved for this performance period, if applicable.

2.4 DHPPD Workforce Shortage Waiver Status: **N/A**

3.5 DHPPD Workforce Shortage Waiver Status: **N/A**

2.4 Patient Needs Waiver Status: **N/A**

Distinct Total Non-Compliant Days Per Waiver Status: 0

	Date	3.5 DHPPD	2.4 CNA DHPPD	Distinct Non-Compliant Days
1	Friday, April 1, 2022	6.49	4.95	0
2	Saturday, April 2, 2022	4.81	4.13	0
3	Sunday, April 3, 2022	4.83	4.00	0
4	Monday, April 4, 2022	6.90	5.48	0
5	Wednesday, April 6, 2022	7.03	5.73	0
6	Friday, April 8, 2022	5.99	4.79	0
7	Sunday, April 10, 2022	4.31	3.51	0
8	Thursday, April 14, 2022	6.13	4.97	0
9	Friday, April 15, 2022	5.44	4.08	0
10	Thursday, April 21, 2022	5.47	4.18	0
11	Wednesday, May 4, 2022	6.11	4.68	0
12	Saturday, May 7, 2022	4.40	3.92	0
13	Monday, May 9, 2022	5.85	4.66	0
14	Friday, May 13, 2022	5.55	4.43	0
15	Monday, May 23, 2022	6.11	4.70	0
16	Saturday, May 28, 2022	5.03	3.90	0
17	Monday, May 30, 2022	4.96	4.38	0
18	Tuesday, May 31, 2022	6.77	5.17	0
19	Friday, June 3, 2022	5.91	4.29	0
20	Friday, June 10, 2022	6.24	4.63	0
21	Tuesday, June 14, 2022	5.49	4.26	0
22	Wednesday, June 15, 2022	5.71	4.07	0
23	Monday, June 20, 2022	4.54	3.24	0
24	Friday, June 24, 2022	5.02	3.80	0
Total Non-Compliant Days Per Staffing Standard:		0	0	0
Total Non-Compliant Days Per Waiver Status:		0	0	0

FOR IMMEDIATE RELEASE

August 19, 2024



Media Contact:

Adriana Gonzalez, Communications Coordinator

831-678-6033 adgonzalez@schcd.com

Women's Health Center Earns ACR Accreditation

Soledad, Calif. —The Women's Health Center of Soledad has been awarded a three-year term of [accreditation](#) in mammography as the result of a recent review by the [American College of Radiology®](#) (ACR®). Mammography is a specific type of imaging test that uses a low-dose X-ray system to examine breasts. A mammography exam, called a mammogram, is used to aid in the early detection and diagnosis of breast diseases in women.

The ACR gold seal of accreditation represents the highest level of image quality and patient safety. It is awarded only to facilities meeting specific requirements based on ACR Practice Parameters and Technical Standards after a peer-review evaluation by board-certified physicians and medical physicists who are experts in the field. Image quality, personnel qualifications, adequacy of facility equipment, quality control procedures and quality assurance programs are assessed. The findings are reported back to the facility and provide the practice with a comprehensive report that can be used for continuous practice improvement.

About the American College of Radiology

The American College of Radiology® (ACR®), founded in 1924, is a 42,000-member medical association that advances patient care, medical practice and collaborative results through advocacy, quality standards, research and education. www.acr.org

About Women's Health Center

Established in 2020, the Women's Health Center is a vital part of the Soledad Community Health Care District, dedicated to providing comprehensive healthcare services tailored to the needs of women in the Soledad community and surrounding areas. The center offers a wide range of services, including prenatal and OB-GYN care, comprehensive perinatal services, family planning, and preventive health screenings. Our commitment is to empower women through accessible, compassionate, and high-quality care. With a focus on holistic health, the Women's Health Center is here to support women at every stage of life, ensuring their well-being and promoting healthy communities.

For more information, visit our website at www.soledadwomenshealthcenter.com

About Soledad Community Health Care District

The Soledad Community Health Care District is committed to providing comprehensive healthcare services to the residents of Soledad and surrounding communities. The District operates the Soledad Medical Clinic, Women's Health Center, and Eden Valley Care Center, offering a wide range of medical services, including family practice, women's health, skilled nursing, and community health programs. For more information, visit www.soledadcommunityhealthcaredist.org.

###



Eden Valley Care Center

MEET OUR NEW TEAM!



JOIN US FOR AN EXCLUSIVE
THERAPY MIXER!

August 22, 2024

3:00 – 6:00 PM

Eden Valley Care Center

612 Main Street,

Soledad CA 93960



Why Attend?

- Gain insights into our personalized care and advanced rehabilitation services.
- Understand how Eden Valley can benefit your patients.
- Connect with other healthcare professionals.
- Light refreshments and wine

YOUR RSVP IS APPRECIATED!


Reply or email
communications@schcd.com
or scan the QR code to fill out
an RSVP form.



Soledad Community
HEALTH CARE DISTRICT

COMMUNITY NEWS

Submit all Community News, Press Releases and Announcements to Managing Editor Ryan Cronk at rcronk@wecklys.com. Deadline is every Monday at noon.



SOLEDAD

Navarro joins Eden Valley team

FACILITY PLANS THERAPY MIXER THIS THURSDAY

STAFF REPORT

SOLEDAD — Eden Valley Care Center announced that Paulino Navarro has joined the team full-time as the new director of rehabilitation.

Navarro, along with his experienced team from Natividad Medical Center, brings extensive expertise in patient recovery, mobility and trauma-associated injuries to Soledad, marking a significant enhancement in the quality of care available to residents of South Monterey County.

This transition also strengthens Eden Valley Care Center's partnership and referral system with Natividad Medical Center.

To introduce Navarro and his team to the community, Eden Valley Care Center will be hosting a Therapy Mixer on Thursday, Aug. 22, from 3 to 6 p.m. at the facility, 612 Main St., in Soledad. This event is open to healthcare professionals and community members who are interested in learning more about the new therapy services available.

Attendees will have the opportunity to meet the therapy



Eden Valley's therapy team includes new Director of Rehabilitation Paulino Navarro (seated), along with (from left) Allan Sebolino, Jay Richards and Ryan Howarth.

team, tour the facility and discover how Eden Valley's enhanced rehabilitation services can benefit patients recovering from trauma and mobility-related injuries. Light

refreshments will be served. "Many families are unaware of the services Eden Valley offers for trauma-related injuries," Navarro said. "Now, they can have their loved ones

recover in their hometown without the need to travel to Salinas. We're excited to bring our expertise to Soledad and make a meaningful difference in the lives of our patients."

Ida Lopez Chan, CEO of Eden Valley Care Center, shared her enthusiasm for the new addition.

"We are thrilled to welcome Paulino Navarro and his skilled team to Eden Valley. Their unmatched expertise in trauma and mobility therapy means our patients will receive comprehensive, top-quality care right here in our community," Chan said. "This is a significant step forward for Eden Valley and the families we serve. Additionally, this move further solidifies our partnership and referral system with Natividad Medical Center, ensuring seamless coordination of care for our patients."

The arrival of Navarro and his team underscores Eden Valley Care Center's commitment to providing exceptional care and expanding access to high-quality medical services in South Monterey County.

With a focus on personalized patient care and advanced therapeutic techniques, the center is poised to become a leading destination for specialized recovery and rehabilitation services.

For more information about Eden Valley Care Center and the extensive rehab services available, visit edenvalleycare.com or call 831-678-2462.

SKILLED NURSING

Our family taking care of yours.



If you can't care for a loved one, we can.

Location. Location. Location.

An entire hospital lies just one floor below our facility. Residents have access to 'round-the-clock acute care, when time is of the essence. ER physicians and Hospitalists are on-site 24/7.

We know that skilled nursing is not an easy decision. We hope that you will consider us a trusted resource.

We look forward to speaking with you! Call us at (831) 385-7211. Email us at cmss@meememorial.com or visit meememorial.com

- 5-Star Medicare rating
- Highest nurse-to-patient ratios in the County
- Caring, attentive, highly-trained staff
- 'Round-the-clock acute care
- Se habla español





IMPOWER

IMPOWER Luncheon Thursday, October 10, 2024

Outdoors at The Club at Pasadera
Wine & Registration 11:30 am - 12:30 pm
Lunch & Program 12:30 pm - 1:30 pm
\$65 per person. Tickets at impowerwomen.org



Keynote Speaker:

The Inspiring Journey of Ida Lopez Chan

In a world where glass ceilings loom large and barriers seem insurmountable, Chan stands as a beacon of empowerment and resilience. As the first woman CEO of the Soledad Community Health Care District, she has not only shattered stereotypes but has also orchestrated a remarkable turnaround, leading the organization to unprecedented success. Born and raised in Greenfield to immigrant parents, she is one of nine children and defied the odds by becoming the first in her family to attend college. With a background in banking and finance, she brought a unique blend of business acumen and community engagement to her role as CEO. Her strategic vision, coupled with her passion for serving others, became the driving force behind the organization's transformation. In her relentless pursuit of excellence, Chan is now actively pursuing an academic doctoral degree. As a trailblazer and a role model, she has inspired countless individuals to dream big, work hard, and never give up on their aspirations. Her journey serves as a powerful reminder that when women support each other, incredible things happen.



Emcee

Dina Ruiz

Dina has lived on the Peninsula since 1991 and is a former weeknight anchor at KSBW-TV in Salinas. She co-hosted the pioneering television show Candid Camera and created and starred in a reality show for the E! Network.

**Featured Nonprofit:
Food Bank for
Monterey County**

Sponsored by



Natividad Foundation



Media sponsors: Monterey Herald and Greet HWY 68 Loop Magazine • Wine sponsor: Scheid Family Wines
Event photographer is Richard Green

For information and tickets, visit impowerwomen.org or eventbrite.com





IMPOWER Luncheon

Thursday, October 10, 2024

Outdoors at The Club at Pasadera
Wine & Registration 11:30 am - 12:30 pm
Lunch & Program 12:30 pm - 1:30 pm
\$65 per person. Tickets at impowerwomen.org



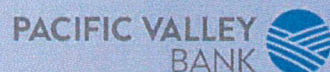
Keynote Speaker:
**The Inspiring
Journey of Ida
Lopez Chan**



Emcee:
Dina Ruiz

**Featured Nonprofit:
Food Bank for Monterey County**

Sponsored by



Natividad Foundation

Media sponsors: Monterey Herald and Greet HWY 68 Loop Magazine

Wine sponsor: Scheid Family Wines

Event photographer is Richard Green

For information and tickets,

visit impowerwomen.org or eventbrite.com



 <h1 style="text-align: center;">SEPTEMBER 2024</h1> 							
SUNDAY	MONDAY	TUESDAY	WEDNESDAY	THURSDAY	FRIDAY	SATURDAY	
1 9:00 COFFEE&NEWS 10:30 NOODLE TOSS 1:15 FRIENDSHIP CIRCLE 2:00 ARTS & CRAFTS 2:45	2 LABOR DAY 9:00 COFFEE&NEWS 10:30 NOODLE TOSS 1:15 FRIENDSHIP CIRCLE 2:00 NAIL CARE 2:45	3 9:00 COFFEE&NEWS 10:30 MORNING STRETCH 1:15 FRIENDSHIP CIRCLE 2:00 Bowling 2:45 Loteria	4 9:00 COFFEE&NEWS 10:30 COMMUNION 1:15 FRIENDSHIP CIRCLE 2:00 ICE CREAM SOCIAL 2:45 6:00 Evening Activities	5 9:00 COFFEE&NEWS 10:30 NOODLE TOSS 1:15 FRIENDSHIP CIRCLE 2:00 Paint by Numbers 2:45 Loteria	6 COFFEE ICE CREAM 9:00 COFFEE&NEWS 10:00 Performance By: ROSE 2:00 HangMan 2:45 6:00 Evening Activities	7 9:00 COFFEE&NEWS 10:30 NOODLE TOSS 1:15 FRIENDSHIP CIRCLE 2:00 DOMINOES 2:45	
8 9:00 COFFEE&NEWS 10:30 NOODLE TOSS 1:15 FRIENDSHIP CIRCLE 2:00 ARTS & CRAFTS 2:45	9 9:00 COFFEE&NEWS 10:30 NOODLE TOSS 1:15 FRIENDSHIP CIRCLE 2:00 NAIL CARE 2:45	10 9:00 COFFEE&NEWS 10:30 MORNING STRETCH 1:15 FRIENDSHIP CIRCLE 2:00 RESIDENTS B-DAY W/ Evening Movie	11 PATRIOT DAY 9:00 COFFEE&NEWS 10:30 COMMUNION 1:15 FRIENDSHIP CIRCLE 2:00 ICE CREAM SOCIAL 2:45 6:00 Evening Activities	12 9:00 COFFEE&NEWS 10:30 NOODLE TOSS 1:15 FRIENDSHIP CIRCLE 2:00 Red Can Toss 2:45 Loteria	13 9:00 COFFEE&NEWS 10:30 NOODLE TOSS 1:15 FRIENDSHIP CIRCLE 2:15 Performance By: LOGAN 6:00 Evening Activities	14 9:00 COFFEE&NEWS 10:30 NOODLE TOSS 1:15 FRIENDSHIP CIRCLE 2:00 Word Search Puzzles 2:45	
15 9:00 COFFEE&NEWS 10:30 NOODLE TOSS 1:15 FRIENDSHIP CIRCLE 2:00 ARTS & CRAFTS 2:45 Hispanic Heritage Month	16 9:00 COFFEE&NEWS 10:30 NOODLE TOSS 1:15 FRIENDSHIP CIRCLE 2:00 Piñata 3:45 Nail Care	17 9:00 COFFEE&NEWS 10:30 MORNING STRETCH 1:15 FRIENDSHIP CIRCLE 2:00 HangMan 2:45 Loteria	18 9:00 COFFEE&NEWS 10:30 COMMUNION 1:15 FRIENDSHIP CIRCLE 2:00 ICE CREAM SOCIAL 2:45 6:00 Evening Activities	19 9:00 COFFEE&NEWS 10:30 NOODLE TOSS 1:15 FRIENDSHIP CIRCLE 2:00 Bowling 2:45 DIY: Bean Art	20 9:00 COFFEE&NEWS 10:30 NOODLE TOSS 1:15 FRIENDSHIP CIRCLE 2:00 Make Your Own Pepporni Pizza! 6:00 Evening Activities	21 9:00 COFFEE&NEWS 10:30 NOODLE TOSS 1:15 FRIENDSHIP CIRCLE 2:00 DOMINOES 2:45	
22 FALL BEGINS 9:00 COFFEE&NEWS 10:30 NOODLE TOSS 1:15 FRIENDSHIP CIRCLE 2:00 Pastor Mullen & 1st Southern Baptist Church	23 9:00 COFFEE&NEWS 10:30 NOODLE TOSS 1:15 FRIENDSHIP CIRCLE 2:00 NAIL CARE 2:45	24 9:00 COFFEE&NEWS 10:30 RESIDENT COUNCIL 1:15 FRIENDSHIP CIRCLE 2:00 Trivia 2:45 Loteria	25 9:00 COFFEE&NEWS 10:30 COMMUNION 1:15 FRIENDSHIP CIRCLE 2:00 ICE CREAM SOCIAL 2:45 6:00 Evening Activities	26 9:00 COFFEE&NEWS 10:30 NOODLE TOSS 1:15 FRIENDSHIP CIRCLE 2:00 Hangman 2:45 Loteria	27 9:00 COFFEE&NEWS 10:30 NOODLE TOSS 1:15 FRIENDSHIP CIRCLE 2:00 King's Corner 2:45 6:00 Evening Activities	28 9:00 COFFEE&NEWS 10:30 NOODLE TOSS 1:15 FRIENDSHIP CIRCLE 1:30 Special Event: Welcome to the CARNIVAL!!	
29 9:00 COFFEE&NEWS 10:30 NOODLE TOSS 1:15 FRIENDSHIP CIRCLE 2:00 ARTS & CRAFTS 2:45	30 9:00 COFFEE&NEWS 10:30 NOODLE TOSS 1:15 FRIENDSHIP CIRCLE 2:00 NAIL CARE 2:45						
ACTIVITIES ARE SUBJECT TO CHANGE GARDEN/MOVIE TIME 11:00AM & 4:00PM Golden Moments 11:30 AM	Facility Outing(s): See Main Calendar (Atrium)  	  EDEN VALLEY CARE CENTER 612 MAIN STREET SOLEDAD, CA 93960 (831) 678-2462				 	